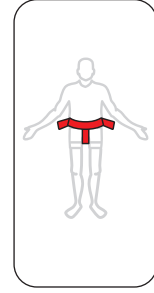


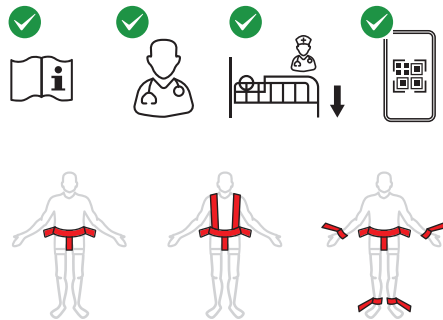

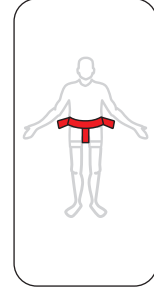


REF	Désignation / Omschrijving Bezeichnung / Designation	Mesures / Maten / Maßnahmen / Measurements	REF	Désignation / Omschrijving Bezeichnung / Designation
RFB09115	ROLLBELT with 2 side straps S/M-14cm	60-110cm	RFK01111	MAGNET KEY (M)
RFB09140	ROLLBELT with 2 side straps L-14cm	85-135cm	RFK01222	MAGNET BUTTON + PIN (M)
RFB09115A	ROLLBELT with 2 side straps S/M-14cm + PELVIC amovible	60-110cm	RFK01201	MAGNET PIN
RFB09140A	ROLLBELT with 2 side straps L-14cm+ PELVIC amovible	85-135cm	RFK01202	MAGNET BUTTON
RFP22000	PELVIC		RFK00100	STEEL KEY (RL)
RFE24000	ROLL lateral extender	60cm	RFK00433	STEEL BUTTON + PIN (RL)
RFE24500	ROLL lateral long extender	80cm	RFK00300	STEEL PIN
RFB10200	ROLLBELT extender	20cm	RFK00400	STEEL BUTTON
RFB10300	ROLLBELT extender	40cm	REF +M=	BELT + MAGNET LOCKS
RFW16100	WRIST HOLDERS	14-22cm	REF +RL=	BELT + STEEL LOCKS
RFY21000	SHOULDER BELT S/M			
RFY21500	SHOULDER BELT L			

REF + M =



REF + RL =



- Associer ceinture abdominale et ceinture épaules toujours avec une ceinture pelvienne / Sécuriser les deux poignets et les deux chevilles avec la ceinture abdominale et pelvienne.
- Bijbehorende Taillegordel en schoudergordel altijd met bekkengordel / Zet beide polsen en beide enkels vast met de taille en bekkengordel.
- Zugehöriger Hüftgurt und Schultergurt immer mit einem Beckengurt / Sichern Sie beide Handgelenke und beide Knöchel mit der Taille und dem Beckengurt.
- Associate waist belt and shoulder belt always with a pelvic belt / Secure both wrists and both ankles with the waist and pelvic belt.

Lire la notice (IFU) / Lezen IFU / Lesen IFU / Read IFU

Regarder la Video / Bekijk Video / Shau Video / Watch Video

Utilisation au lit / gebruik in bed / im Bett verwenden/ using in bed

Sécuriser la taille / Veilige taille / Sichere taille / Restrain waist

Fixation avec serrures magnétiques (M) ou mécaniques (RL)
/ Bevestiging met magnetische (M) of mechanische (RL) sloten
/ Befestigung mit magnetischen (M) oder mechanischen (RL)
Verschlüssen / Fixing with magnetic (M) or mechanical (RL) locks

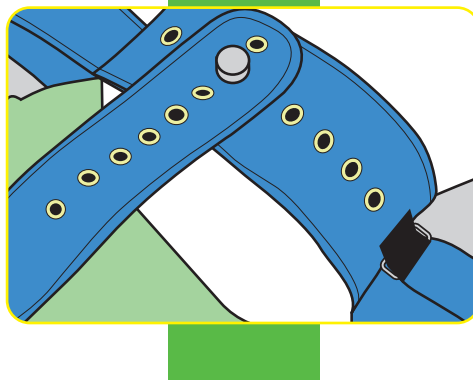
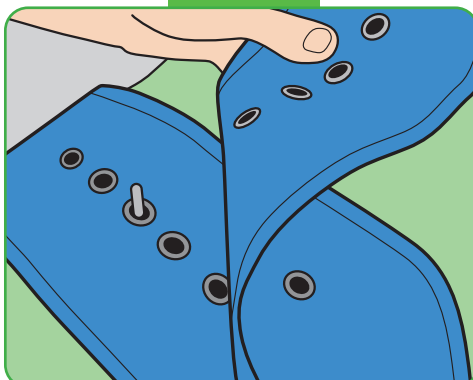
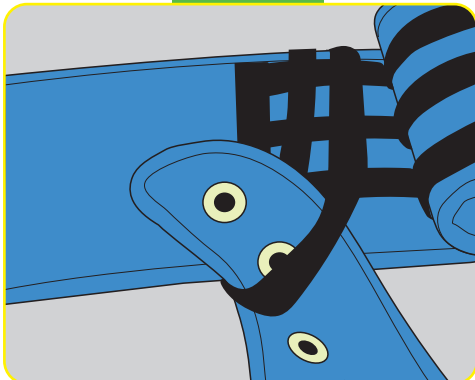
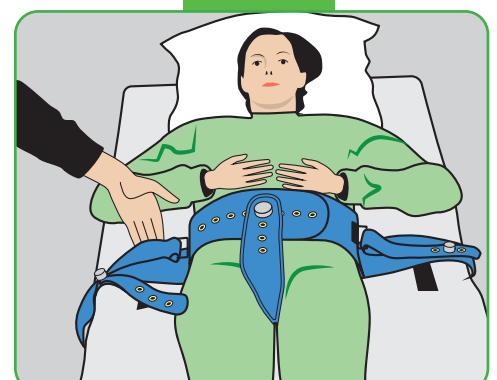
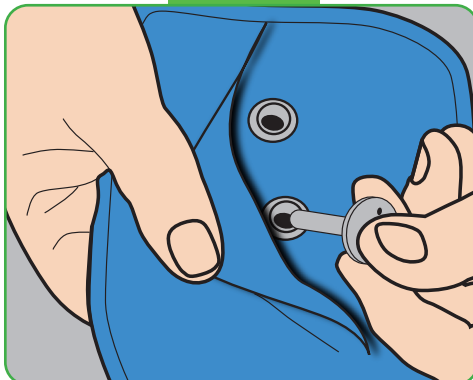
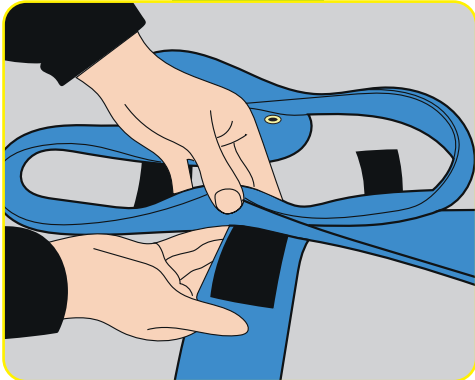
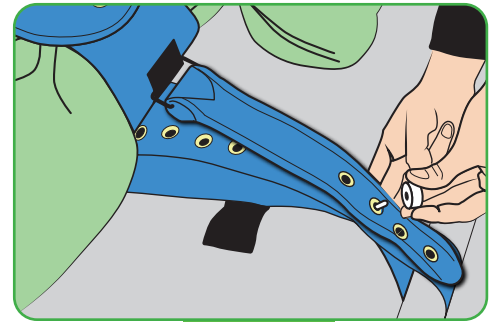
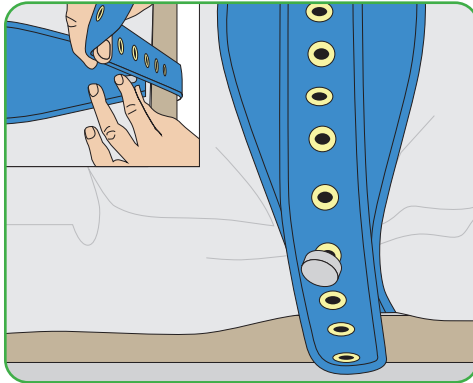
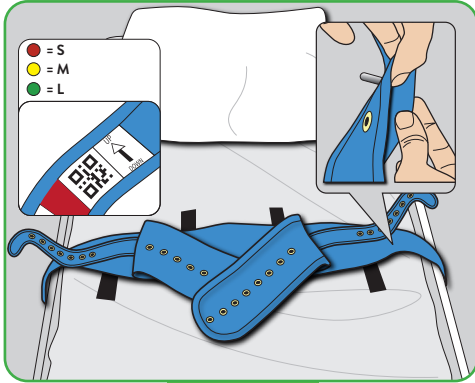
Prescription Médicale obligatoire / Doktersvoorschrift nodig /
Ärztliche Verschreibung / Doctor's prescription needed

Lit en position basse, barrière de lit en position haute, les patients doivent être observés d'une manière constante.
Bed in lage positie, bedhek in hoge positie, patiënten moeten constant worden geobserveerd.
Bett in niedriger Position, Bettgitter in hoher Position, Patienten sollten ständig beobachtet werden.
Bed in low position, bed rail in high position, patients should be observed constantly.

Max. 3 épaisseurs de ceintures / Max. 3 riemen / Max. 3 gürtel / Max. 3 beltsz



ROLLBELT + RFP22000 (PELVIC)





ROLLBELT + RFB10200 / RFB10300 + RFP22000

ROLLBELT + RFW16100 + RFP22000

ROLLBELT + RFY21000 - RFY21500 + RFP22000

