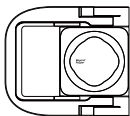


# Strap Mount

## User Manual

*Beyond  
Power*

## In the Box



Strap Mount xl



0.5m Strap xl



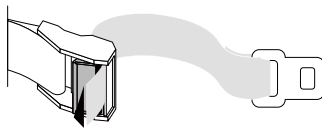
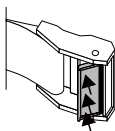
1m Strap xl



Instruction Manual xl

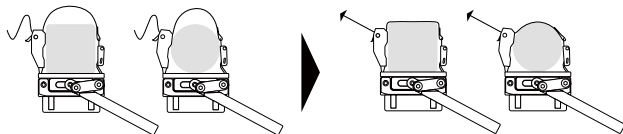
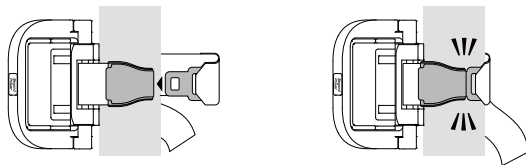
Check if all items are included in the packaging. If any item is missing, contact Beyond Power or the local distributor by <https://www.beyond-power.com/support> or by email at [support@beyond-power.com](mailto:support@beyond-power.com) for advance information.

## Replace the Strap

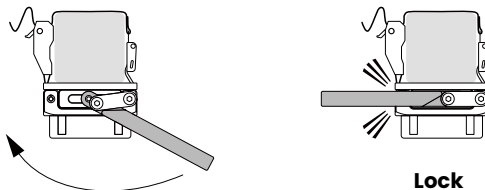


Thread the strap through the cam buckle by inserting one end into the opening on one side, guiding it over the cam mechanism, and pulling it through the opening on the other side.

# Lock

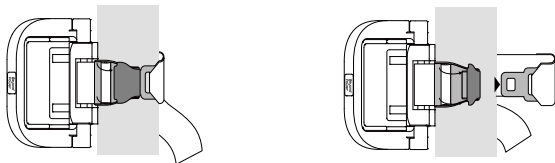
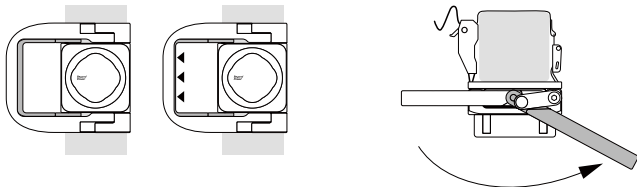


Fasten safety belt and adjust the length by strap cam buckle.



Pull the handle all the way down until you hear a click, ensuring that the mount is securely locked in place.

# Unlock



Hold down the trigger and pull the handle to unlock the mount, then unfasten safety belt.

# General Information

For your safety, and to ensure the best experience and maximum gains, it is critical that you read and understand this manual before you begin using the strap mount. If you are unsure about anything, it is recommended to stop using the product and consult the help manual or seek advice from a professional before continuing to use VOLTRA via our website, <https://www.beyond-power.com/support>, or by email at [support@beyond-power.com](mailto:support@beyond-power.com).

Subject to compliance with laws and regulations, Beyond Power has the ultimate right to interpret the relevant documents of this product. When updated, revised, or terminated, no further notice will be given. Please visit the official Beyond Power website for the latest product information.

## Important Safety Information

### Minors

1. The strap mount is designed for individuals aged 18 and older. Keep children under the age of 13 away from VOLTRA I and the strap mount.
2. Teenagers aged 16 and above may use the strap mount under direct adult supervision if approved in advance by a physician. An adult should review all safety instructions with the minor before use.
3. Once again, keep children away from the strap mount. It contains parts, components, and functions that can cause severe injury or even death if used irresponsibly. Ultimately you are responsible for the safety of your children and anyone else you allow to use your strap mount.

### Warning

1. It is the sole responsibility of the purchaser of Beyond Power products to read the owner's manual and instruct all individuals, whether they are the end user or supervising personnel on proper usage of the strap mount.
2. It is recommended that the strap mount be located in an access controlled area. Control is the responsibility of the facility owner. The extent of control is at the discretion of the owner.
3. Use the strap mount exclusively for the purposes described in the user manual; only perform the exercises for which the strap mount has been designed, following the instructions given in the manual. Any other use should be considered incorrect and therefore dangerous.
4. Do not allow users to wear loose fitting clothing and shoes while using the strap mount and VOLTRA I.
5. Do not use any accessories other than those recommended by Beyond Power. Attempting to repair or replace any damaged, worn, or broken parts not approved by Beyond Power could void the warranty. Please inform Beyond Power of any problems you experience.
6. The use of strap mounts and VOLTRA I is prohibited under the influence of alcohol, drugs, medication or sedatives.
7. Before you start exercising, check with your doctor the suitability of your workout for you, especially if you have a pacemaker or if you have other physical disabilities.
8. Stop exercising immediately if you experience nausea, dizziness or pain during your workout or after the workout, and consult your doctor.
9. This mount is not intended for use by persons with reduced physical, sensory or mental capabilities, or lack of experience and knowledge, unless they have been given supervision or instruction concerning the use of the product by a person responsible for their safety.
10. This mount is intended for indoor use only. Do not leave the strap mount outdoors, exposed to the elements (rain, sun, wind, etc.). Do not expose the strap mount to water jets, at altitudes above 4000 meters, or in high humidity levels.
11. For safe operation of the strap mount and VOLTRA I, a safety zone is required: at least 83 inches (2.1 meters) on both sides of the mount. Depending on the exercise, the safety zone in front of the mount should be the length of VOLTRA I's cable. The space user needs for exercising, adding 20 inches (0.5 meters) to that as a buffer.
12. Before using the mount and VOLTRA I, make sure that there are no other people or objects within the safety zone.
13. Improper use may result in personal injury or strap mount damage, and removes all liability from the manufacturer and will void the warranty.
14. Always ensure the buckle is securely closed before use. Partial insertion and loose installation can cause strap mounts to detach unexpectedly. Never unassemble the strap mount from your rack if VOLTRA I is mounted.
15. Sudden release of Handle or other accessory will cause it to snap back uncontrollably and could result in serious injury or property damage. Maintain a firm grasp of your accessory during exercise. Ensure any hook or loop type accessories are fastened firmly before exercise. Carefully return the accessory to the start position before grip is released.
16. Never make adjustments to VOLTRA I during exercise as this may cause muscle strain. Always return the cable to the start position prior to making any adjustments to help prevent injury.
17. Do not overexert yourself or work to exhaustion. Use reasonable judgment when selecting the resistance range. Avoid using excessive resistance, which may cause injury.

# Routine Inspection

The highest level of safety can only be ensured if the strap mount is regularly inspected for damage and wear. Always check the strap for any visible damage and wear before training.

In case of any problems with your product, please contact Beyond Power Support by <https://www.beyond-power.com/support> or by email at [support@beyond-power.com](mailto:support@beyond-power.com).

## Disclaimer and Safety Summary

This product is not a toy. Do not allow children to come into contact with this product or its parts and cable. Please take extratcare when using this product in the presence of children.

This product needs to be used with Voltra that provides easy and adjustable resistance training up to 200 lbs when all components are intact and the power source is functioning properly. Beyond Power Inc. reserves the right to update this 'Disclaimer and Safety Guidelines' at any time.

You should read the entire user manual and familiarize yourself with the product's functions before operating it. Incorrect operation of this product may cause serious injury to yourself or others, or damage to the product and property. While the product is easy to operate, it requires basic fitness knowledge, including understanding your maximum training strength to prevent the risk of injury during training. Without strong safety awareness, improper operation may result in product damage

and property loss, or even serious injury to yourself and others. Do not ue components that are not provided or recommended by Beyond Power.

Before assembly, setup, and use, be sure to visit the Beyond Power website (<https://www.beyond-power.com>) to download the User Manual and carefully read all instructions and warnings. You understand and agree that without training records, Beyond Power may not be able to analyze the cause of product damage or accidents, and may not be able to provide warranty or after-sales services.

Beyond Power is not responsible for any losses caused by the user's failure to follow this document or the 'User Manual' when using the product.

By using this product, you are deemed to have understood, accepted, and agreed to all the terms and contents of this document. The user is responsible for their actions and all consequences therein. The user agrees to use this product safely for its intended purposes, and agrees to all the terms and contents of this document and any related policies or guidelines that may be formulated by Beyond Power.

Subject to compliance with laws and regulations, Beyond Power has the final right to interpret this document and all related documents of this product. In the event of updates, revisions, or termination, there will be no further notice. Please visit the Beyond Power official website to obtain the latest product information.

## Warranty

The warranty period for this product is from the date of your initial retail purchase. For detailed after-sales service procedures and warranty terms, please visit <https://www.beyond-power.com/warranty>.

Subscribe for more information



***Beyond  
Power***

Copyright © 2024 Beyond Power Inc. All rights reserved.  
Beyond Power, the Beyond Power logo, VOLTRA and AnyMount™ are trademarks  
of Beyond Power Inc., filed application in the U.S. and China.  
Printed in China.