

# Ergogrip grab rails, 3 flanges

Linido

Manual - English

Manual - Svenska

Manual - Danske

Käyttöohje - Suomi

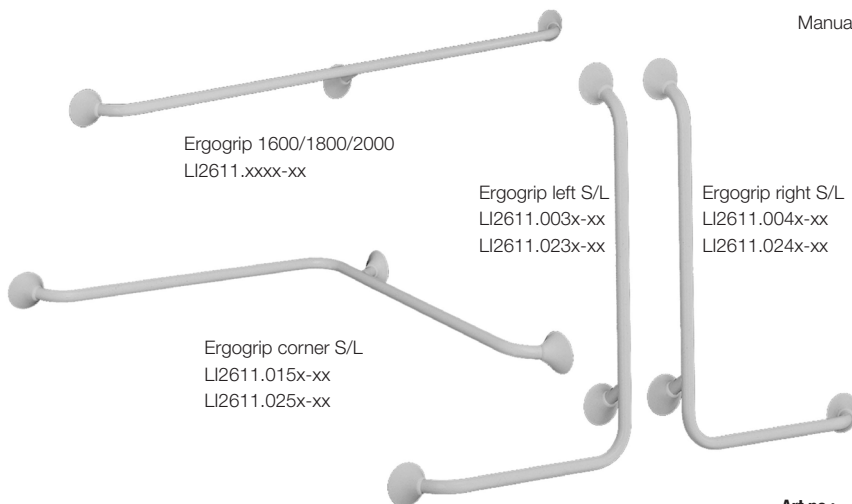
Gebrauchsanweisung - Deutsch

Handleiding - Nederlands

Manual - Français

Manual - Italiano

Manual - Español



Ergogrip 1600/1800/2000  
LI2611.xxxx-xx

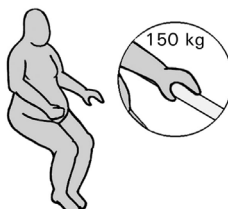
Ergogrip left S/L  
LI2611.003x-xx  
LI2611.023x-xx

Ergogrip right S/L  
LI2611.004x-xx  
LI2611.024x-xx

Ergogrip corner S/L  
LI2611.015x-xx  
LI2611.025x-xx

**Art.no.:**

- LI2611.xxxx-xx
- LI2611.003x-xx
- LI2611.023x-xx
- LI2611.004x-xx
- LI2611.024x-xx
- LI2611.015x-xx
- LI2611.025x-xx



**Max: 150 kg/330 lbs**

**Direct Healthcare Group**

Advancing Movement & Health®

**EN Visual inspection**

Inspect the product regularly. Check to ensure that material is free from damage.

**SE Visuell inspektion**

Gör regelbundna funktionskontroller av produkten. Kontrollera att materialet är helt fritt från skador.

**NO Visuell inspeksjon**

Gjør regelmessige funksjonskontroller av produktet. Kontroller at materialet er helt og uten skader.

**DK Visual inspektion**

Foretag regelmæssige funktionskontroller af sengebordet. Kontroller, at materiale er helt og ikke udviser tegn på beskadigelse.

**FI Silmämääräinen tarkastus**

Tarkasta tuotteen toimivuus säännöllisesti. Tarkasta, ettei materiaalissa ole mitään vaurioita.

**DE Sichtprüfung**

Unterziehen Sie das Hilfsmittel regelmäßigen Funktionskontrollen. Vergewissern Sie sich, daß das Material unbeschädigt ist.

**NL Visuele controle**

Inspecteer het product regelmatig. Controleer op mogelijke beschadigingen van het materiaal.

**FR Inspection visuelle**

Effectuer des inspections régulières du fonctionnement du produit. Vérifier que le matériau est entièrement exempt de dommages.

**IT Ispezione visiva**

Testare il funzionamento del prodotto regolarmente. Verificare che il materiale non sia danneggiato.

**ES Inspección visual**

Realice periódicamente un control de funcionamiento del producto. Asegúrese de que el material no presente ningún tipo de desperfecto.

**EN Before use**

Ensure that the product is correctly mounted/installed.

**SE Före användning**

Kontrollera att produkten är rätt monterad/installerad.

**NO Før bruk**

Kontroller at produktet er korrekt installert.

**DK Før brug**

Kontroller, at produktet er korrekt installeret.

**FI Ennen käyttöä**

Tarkasta, että tuote on asennettu oikein.

**DE Vor der Benutzung**

Prüfen Sie das Produkt auf korrekte Montage.

**NL Voor gebruik**

Zorg ervoor dat het product juist is gemonteerd.

**FR Avant l'utilisation**

Vérifier que le produit est correctement installé.

**IT Prima dell'uso**

Verificare che il prodotto sia installato correttamente.

**ES Antes de su uso**

Compruebe que el producto esté correctamente instalado.

**EN Always read the manual**

Keep the manual where it is easily accessible for users of the product.

**SE Läs alltid manualen**

Förvara manualen tillgänglig för användare av produkten.

**NO Les alltid manualen**

Oppbevar manualen tilgjengelig for brukere av produktet.

**DK Læs altid manualen**

Opbevar manualen tilgængelig for brugere af produktet.

**FI Lue aina käyttöohje**

Säilytä käyttöohje tuotteen käyttäjien saatavilla.

**DE Lesen Sie stets die Gebrauchsanweisung**

Verwahren Sie die Anleitung so, dass sie der Anwender des Produktes rasch zur Hand hat.

**NL Lees altijd de handleiding**

Bewaar de handleiding zo dat deze voor gebruikers van het product altijd beschikbaar is.

**FR Toujours lire le manuel**

Conserver le manuel pour qu'il soit accessible aux utilisateurs du produit.

**IT Leggere sempre il manuale**

Tenere il manuale delle istruzioni in un luogo facilmente accessibile agli operatori che utilizzano il prodotto.

**ES Lea siempre el manual**

Guarde el manual en un lugar accesible para el usuario del producto.

# Using/Användning/Bruk/Brug/Käyttö/Anwendung/Gebruik/Utilisation/Utilizzo/Emplo



**GB:** Use proper fixing materials for the wall and resistant to corrosion.

**SE:** Använd skruvar av rostfritt material. Skruvarna ska vara anpassade till materialet i väggen.

**DK:** Använd materialer til væggen, som er korrosions frie.

**FI:** Käytä kiinnitysruuveja, jotka ovat ruostumatonta terästä. Valitse ruuvityyppi kunkin seinämateriaalin mukaan.

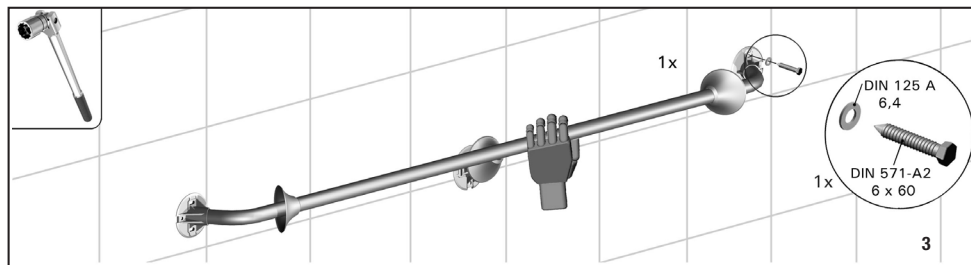
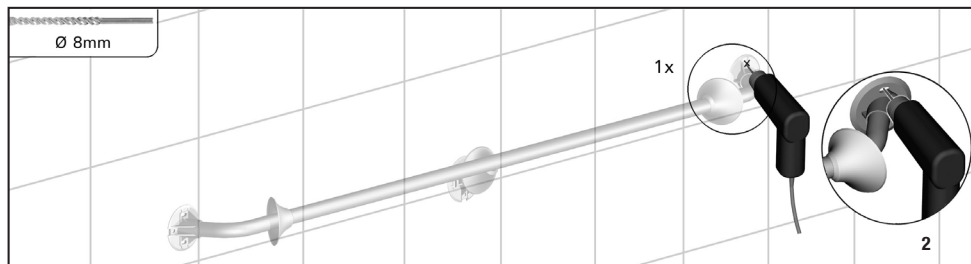
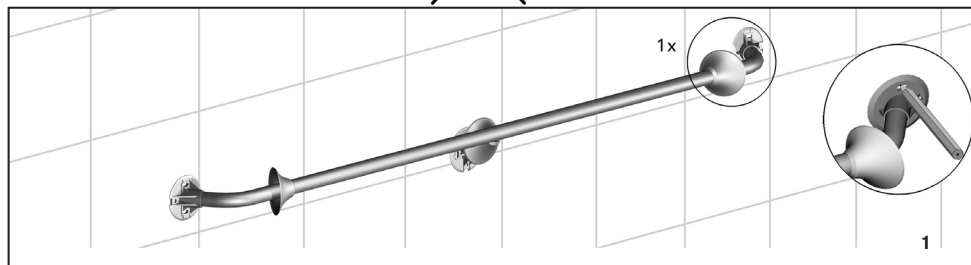
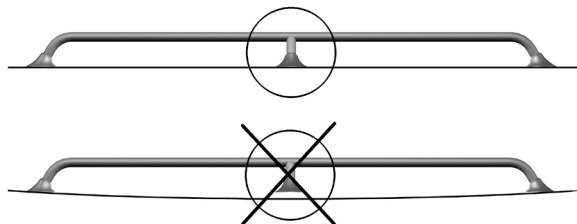
**DE:** Benutzen Sie Schrauben aus rostfreiem Material und die für die Wand geeignet sind.

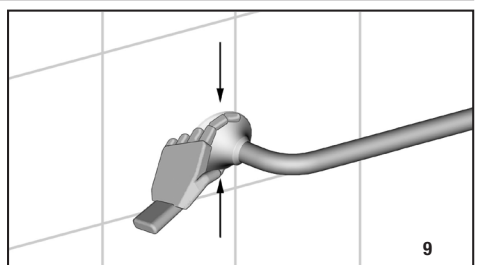
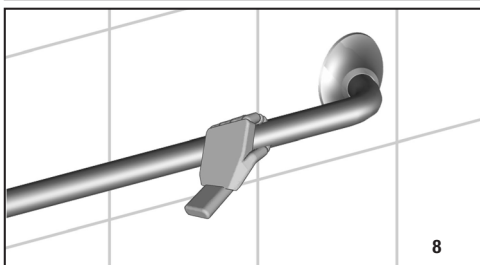
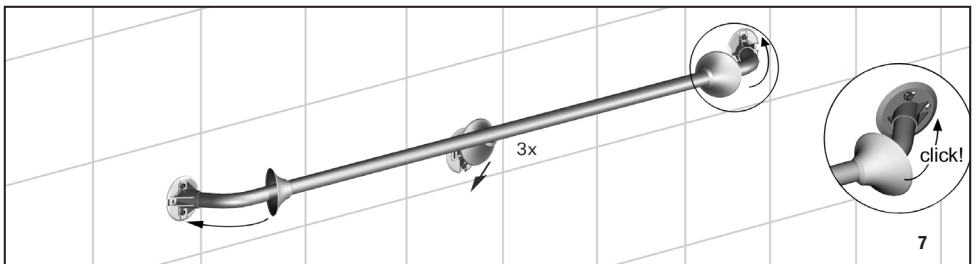
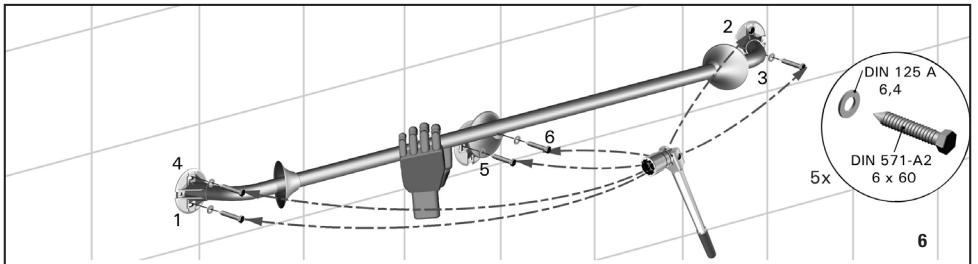

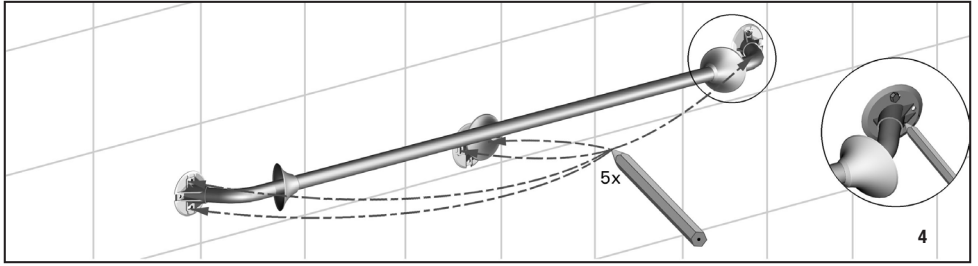
**NL:** Gebruik bevestigingsmaterialen geschikt voor de muur en bestand tegen corrosie.

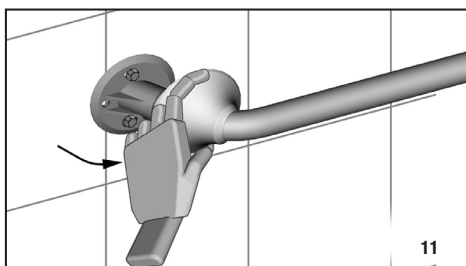
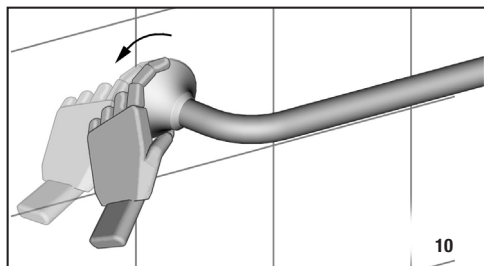
**FR:** Utiliser des chevilles adaptées au mur et des fixations inoxydables.

**IT:** Usare materiali di fissaggio a parete adatti al tipo di muro e resistenti alla corrosione.

**ES:** Usar tornillos apropiados para cada tipo de pared y que sean anticorrosivos (inox).







## Maintenance/Rengöring/Vedlikeholdsråd/Vedligeholdelse/Hoito-ohje/Pflegeanleitung/ Onderhoud/Conseils d'entretien/Cura del prodotto/Cuidado del producto

**EN** Clean regularly with normal household detergent. Do not use aggressive cleaners. Direct Healthcare Group is not liable for damage caused by improper mounting/use.

**SE** För rengöring använd normalt och inte aggressivt rengöringsmedel. Direct Healthcare Group står ej ansvarig för skador som uppstår pga. felaktig montering/användning.

**NO** For rengjøring bruk nøytralt/normalt rengjøringsmiddel og ikke etsende midler. Direct Healthcare Group står ikke ansvarlig for skader som kan oppstå pga feilaktig motering/bruk.

**DK** Efter brug tjernes sæberester. Der må ikke anvendes hårde rengøringsmidler. Direct Healthcare Group er ikke ansvarig for skader opstået pga. torkert montering/brug.

**FI** Puhdista säännöllisesti käyttäen kodin yleispuhdistusaineita. Älä käytä voimakkaita liuottimia. Direct Healthcare Group ei ole vastuussa vahingosta, joka johtuu virheellisestä asennuksesta tai käytöstä.

**DE** Beseitige nach Benutzung Seifenreste. Kein aggressive Reinigungsmittel verwenden. Direct Healthcare Group ist nicht haftbar für Schäden die durch unsachgemässe Befestigung/Benutzung oder falsches Befestigungsmaterial entstanden sind.

**NL** Verwijder na gebruik zeepresten. Gebruik geen agressieve schoonmaakmiddelen. Direct Healthcare Group is niet aansprakelijk voor schade als gevolg van onjuiste bevestiging/gebruik.

**FR** Laver régulièrement avec un détergent ménager. Ne pas utiliser de détergent agressif. Direct Healthcare Group n'est pas responsable des dommages causés par un montage/utilization incorrect.

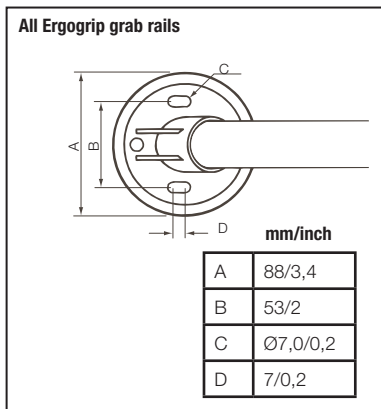
**IT** Pulire periodicamente, utilizzando detersivi di uso corrente per la casa. Non usar prodotti abrasivi e corrosivo. Direct Healthcare Group non è responsabile per i danni causati dal montaggio/uso improprio.

**ES** Limpiar regularmente con cualquier detergente no corrosivo. No usar lejía ya que es muy corrosivo. Direct Healthcare Group no se hace responsable de cualquier deterioro causado por un montaje/uso incorrecto.

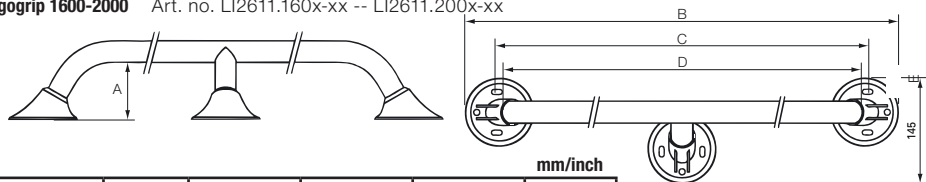
## Accessories/Tillbehör/Tilbehør/Lisävarusteet/Zubehör/Accessoires/Accessori/Accesorios

<b>Art. no:</b>	<b>Product name:</b>	<b>Description:</b>
LI2807.0000-00	Wall mounting set	Fixing mount, for wall mounting of all variants of Ergogrip grab rails, for two flanges.
LI0126.5034-02	Backing plate round	For secure fixing to a weaker wall, for all variants of Ergogrip grab rails, for one flange
LI2617.0002-03	Toilet roll holder	Stainless steel and plastic, black clamp, for Ergogrip 300-2000 and all variants of Ergogrip corner and angled grab rails
LI2618.0006-02	Toilet roll holder single-hand	For single-handed use, plastic, white, for Ergogrip 400-2000 and all variants of Ergogrip corner and angled grab rails
LI2611.018x-xx	Ergogrip combination rail S	Vertical combination grab rail, 1108 mm, for Ergogrip 300-2000 positioned as horizontal slide bars
LI2611.019x-xx	Ergogrip combination rail L	Vertical combination grab rail, 1208 mm, for Ergogrip 300-2000 positioned as horizontal slide bars
LI2630.2006-xx	Shower head holder	Plastic, for Ergogrip 90 S/L and Ergogrip 300-1400 positioned as vertical slide bars
LI2216.0014-xx	Click-on frame	For hanging Ergonomic shower seat on Ergogrip 600/700/800/1600, Ergogrip 90 left L/right L and all variants of Ergogrip corner
LI2216.0024-xx	Click-on frame	Height adjustable, for hanging Ergonomic shower seat on Ergonomic 600/700/800/1600, Ergogrip 90 left L/right L and all variants of Ergogrip corner

# Dimensions/Måttbeskrivning/Målbeskrivelse/Mitat/Maßbeschreibung/Afmetingen/ Dimensioni/Dimensiones



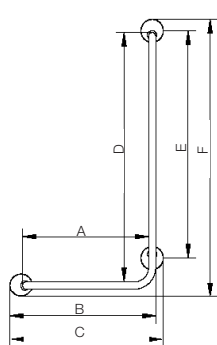
**Ergogrip 1600-2000** Art. no. LI2611.160x-xx -- LI2611.200x-xx



Art.no	A	B	C	D	E
LI2611.160	75/2,9	1705/67,1	1617/63,6	1600/62,9	145/5,7
LI2611.180	75/2,9	1905/75	1817/71,5	1800/70,8	145/5,7
LI2611.200	75/2,9	2105/82,8	2017/79,4	2000/78,7	145/5,7

**Ergogrip 90 left S** | Art. no. LI2611.003x-xx

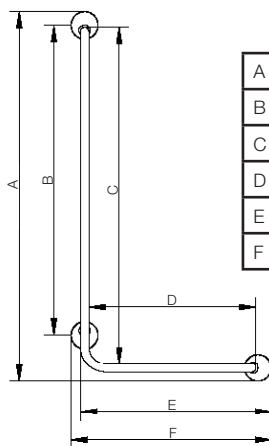
Same measurements for  
Ergogrip 90 right S, art. no. LI2611.004x-xx



	mm/inch
A	500/19,6
B	591/23,2
C	622/24,4
D	1000/39,3
E	923/36,3
F	1122/44,1

**Ergogrip 90 right L** | Art. no. LI2611.024x-xx

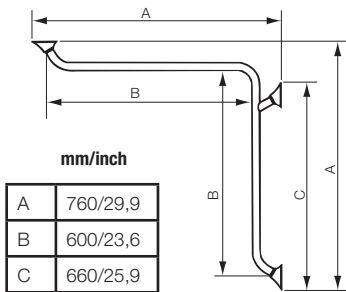
Same measurements for Ergogrip 90 left L,  
art. no. LI2611.023x-xx



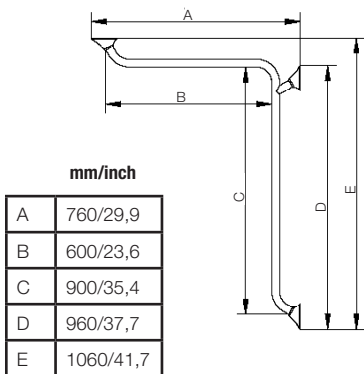
	mm/inch
A	1243/48,9
B	1043/41
C	1130/44,4
D	560/22
E	643/25,3
F	675/26,5



**Ergogrip corner S** | Art. no. LI2611.015x-xx



**Ergogrip corner L** | Art. no. LI2611.025x-xx







# Linido

Direct Healthcare Group's Linido product line is a wide range of high quality safety products designed to provide ergonomic support, comfort and increased independence for the user in various bathing, showering and toileting situations.

Contact your local distributor if you have any questions about the product and its use.

See [www.directhealthcaregroup.com](http://www.directhealthcaregroup.com) for a complete list of distributors.

Always make sure that you have the right version of the manual.

The most recent editions of manuals are available for downloading from our website, [www.directhealthcaregroup.com](http://www.directhealthcaregroup.com)

## Direct Healthcare Group

Advancing Movement & Health®

Direct Healthcare Group B.V.  
Weteringweg 9, 2641 KM Pijnacker

Tel: +31 (0)15 369 54 40  
Fax: +31 (0)15 369 71 64

[www.directhealthcaregroup.com](http://www.directhealthcaregroup.com)  
[info.nl@directhealthcaregroup.com](mailto:info.nl@directhealthcaregroup.com)