



# Wheelchair weigher Conformity assigned

7708

- ▶ Model 7708: Conformity assessed according to Class III, MPG Class 1 m
- ▶ Easy drive-on with wheelchairs
- ▶ Transportable through lightweight construction, two wheels and carry handle
- ▶ Includes 2 aluminium drive-on ramps, white painted
- ▶ Tare and hold function

## Features

---

- ▶ Model 7708: Conformity assessed according to Class III, MPG Class 1 m
- ▶ Large and flat weighing platform and handrails made of white painted aluminium
- ▶ Includes 2 aluminium drive-on ramps, white painted
- ▶ Transportable through lightweight construction, two wheels and carry handle
- ▶ Wall bracket for the terminal optional
- ▶ Energy-saving auto-off function with battery operation
- ▶ Tare function: Wheelchairs can be tared
- ▶ Hold function for easy reading of the weight value after weighing









## Products

---

Order number Variation	Approvable	Division g	Maximum load kg	Platform size mm
<b>7708.37.502</b> Wheelchair weigher Conformity assigned with terminal Basic E	Yes	100	300	840 x 880 x 55

---

## Accessories

Order number Variation		Description
2530.03.001		Support handrails (only for 7808)
2510.07.001		Connecting elements
2502.04.001		Side guide (set)
2505.08.001		Drive-on ramp
2510.08.005		Bracket for terminal Basic, Basic E and Standard
2530.20.001		Foldable handrail (only for 7808)
2530.09.001		Support handrails (set) The set comprises three support handrails 2530.03.001 and two connecting elements 2510.07.001.
2530.04.001		Adiposity handrails (set) The following order number comprises two handrails, one support handrail 2530.03.001 and two connecting elements 2510.07.001
2503.30.006		Wall bracket 37xx painted